



Next Step

2020 Year 12 completers survey

Post-school destinations of Year 12 completers from 2019

Chanel College



Introduction

This report is to inform the community about Year 12 completers' transitions into further education, training and employment.

This information is useful for:

- reviewing programs and services, such as subject offerings, career advice and links with employers and tertiary institutions
- reporting to parents through newsletters, annual reports and the school website.

The results are from the Department of Education's *Next Step — Year 12 Completers* survey. The survey is conducted six months after the end of each school year when students will have accepted tertiary education places. Students who completed Year 12 in 2019 at a state, Catholic or independent school, or TAFE secondary college in Queensland are included.

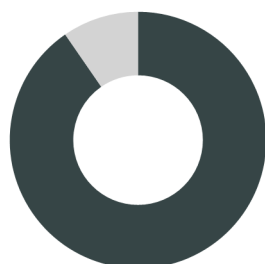
Post-school destinations are influenced by the transitioning environment, which can limit the options available to young people. Low response rates may not give an accurate summary of the cohort's destinations.



Find out more

Visit the *Next Step* website www.qld.gov.au/nextstep for more information on the survey, view the statewide report or create a custom report using report builder, which will be updated in November 2020.

Survey response rate



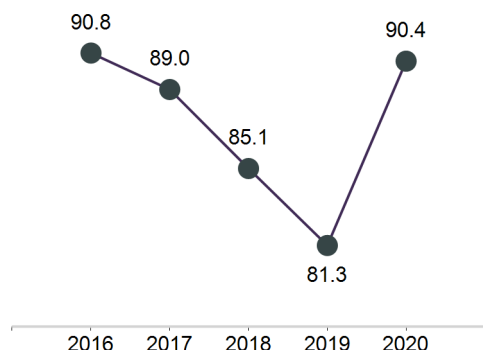
90.4% (47 out of 52 Year 12 completers)



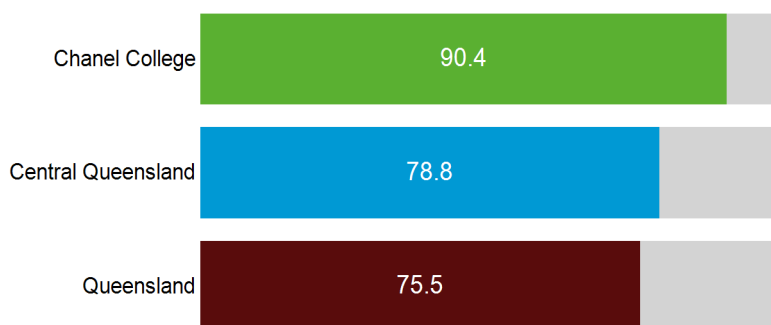
Decreased by 0.4 percentage points since 2016.

Results may not be representative of all Year 12 completers from this school.

Response rate over time



School's response rate compared with SA4 region and state

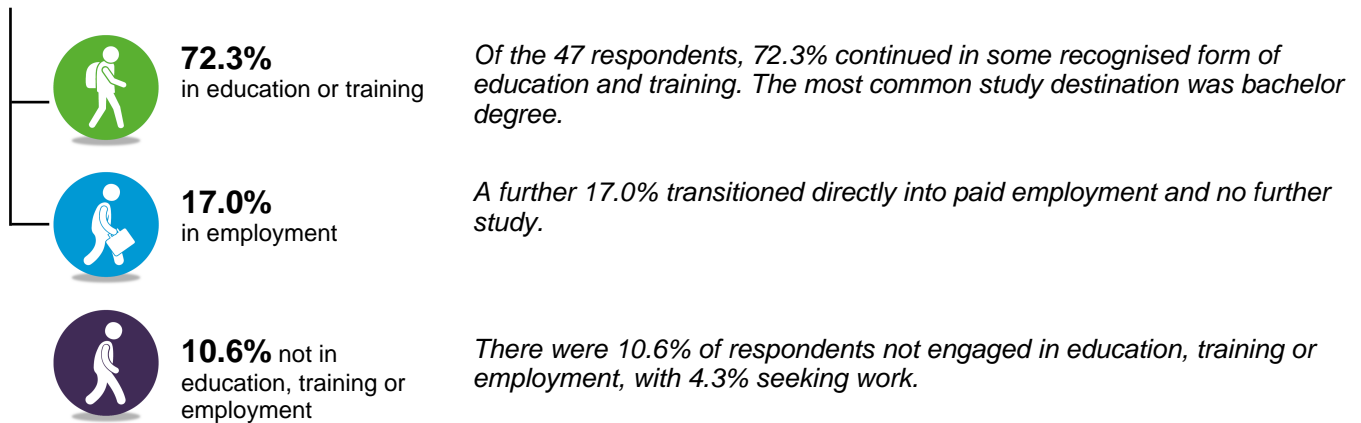


Post-school engagement

Year 12 completers from Chanel College have been categorised by their engagement in education and training, or employment. Survey respondents who are both working and studying are included in education and training. Apprentices and trainees are required to undertake a study component to their qualification so are also considered to be in education and training.

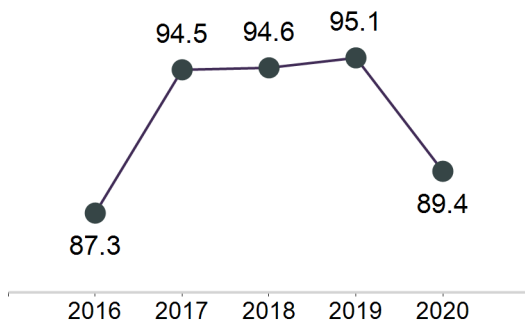
Engagement in education, training or employment

89.4% engaged in education, training or employment

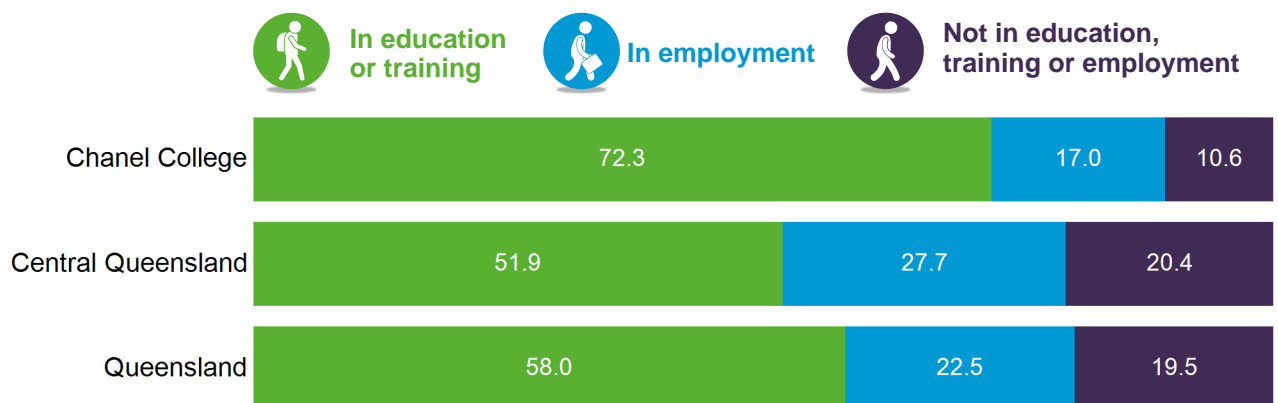


Engagement in education, training or employment over time

Increased by 2.1 percentage points since 2016



How does your school compare?



Main destination

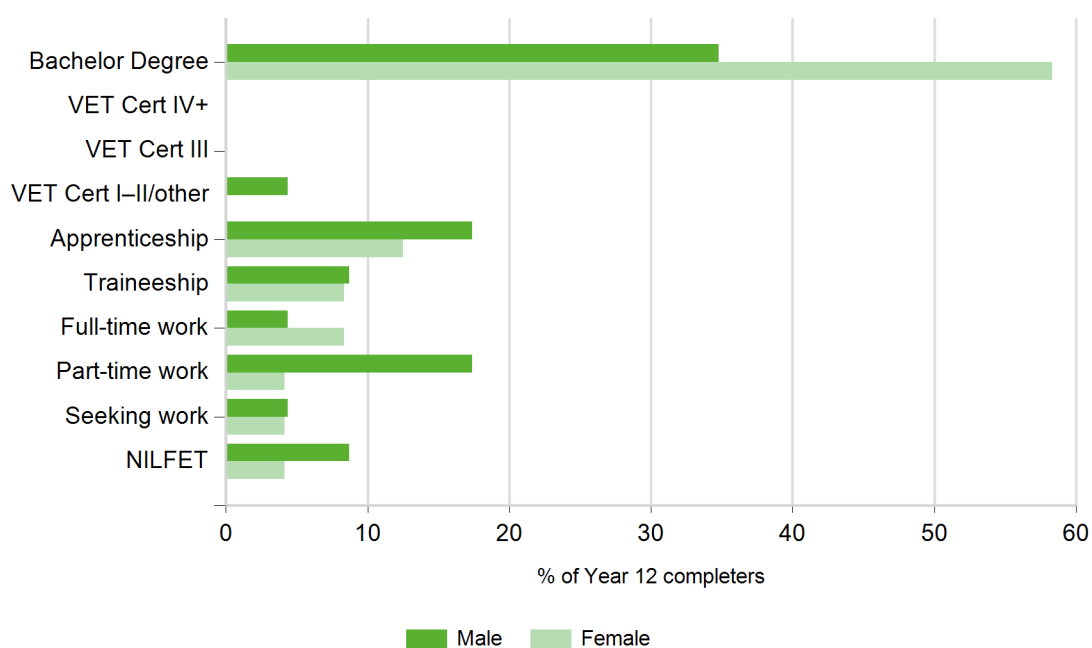
Post-school destinations of survey respondents from Chanel College in 2020.

All Year 12 completers were assigned to a main destination. This categorisation system prioritises education-related destinations over other destinations. For example, Year 12 completers who were both studying and working are reported as studying for their main destination.

8.5% of respondents deferred a tertiary offer and are reported in their current post-school destination in this report.

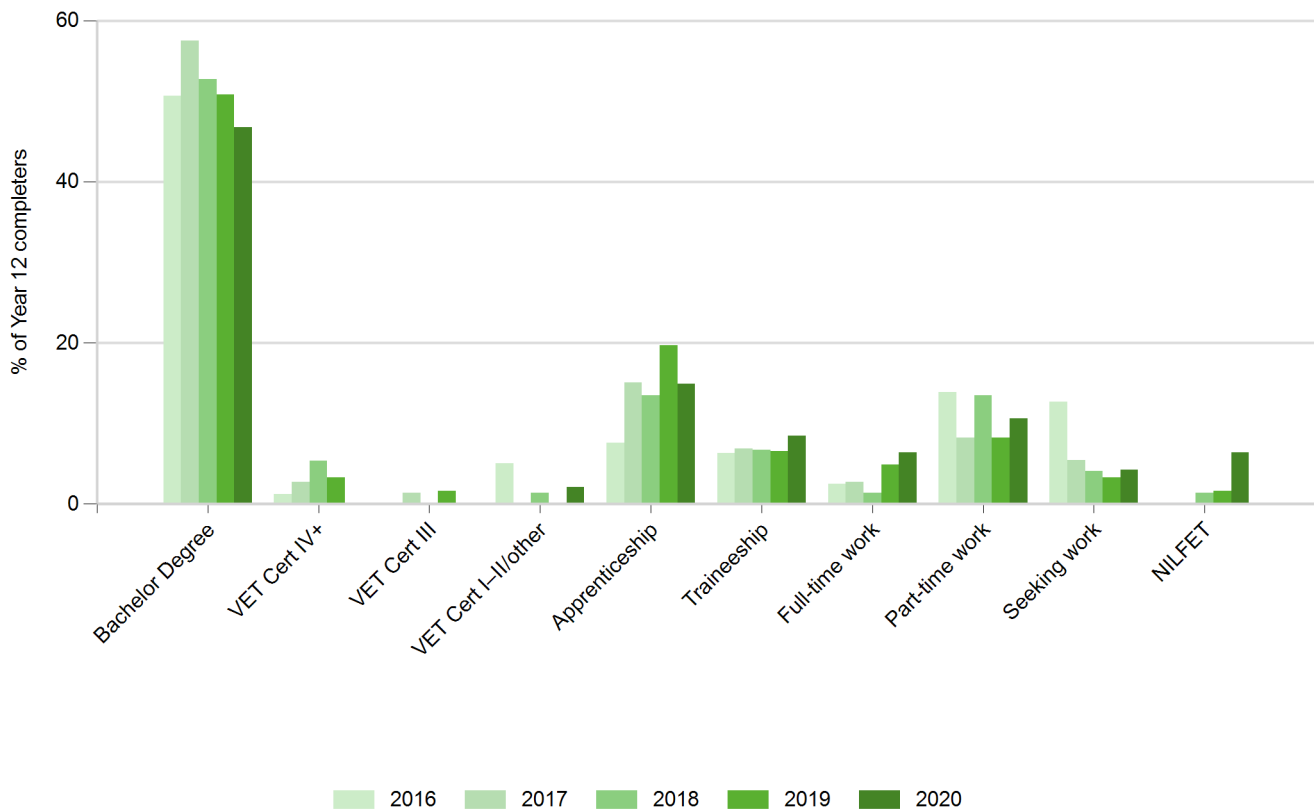
Main destination by sex

Main destination	Male		Female		Total	
	number	%	number	%	number	%
Bachelor Degree	8	34.8	14	58.3	22	46.8
VET Certificate IV+	0	0.0	0	0.0	0	0.0
VET Certificate III	0	0.0	0	0.0	0	0.0
VET Certificate I–II/other	1	4.3	0	0.0	1	2.1
Apprenticeship	4	17.4	3	12.5	7	14.9
Traineeship	2	8.7	2	8.3	4	8.5
Full-time employment	1	4.3	2	8.3	3	6.4
Part-time employment	4	17.4	1	4.2	5	10.6
Seeking work	1	4.3	1	4.2	2	4.3
NILFET	2	8.7	1	4.2	3	6.4
Total	23	100.0	24	100.0	47	100.0



Main destinations over time

Main destination	2016		2017		2018		2019		2020	
	no.	%	no.	%	no.	%	no.	%	no.	%
Bachelor Degree	40	50.6	42	57.5	39	52.7	31	50.8	22	46.8
VET Certificate IV+	1	1.3	2	2.7	4	5.4	2	3.3	0	0.0
VET Certificate III	0	0.0	1	1.4	0	0.0	1	1.6	0	0.0
VET Certificate I–II/other	4	5.1	0	0.0	1	1.4	0	0.0	1	2.1
Apprenticeship	6	7.6	11	15.1	10	13.5	12	19.7	7	14.9
Traineeship	5	6.3	5	6.8	5	6.8	4	6.6	4	8.5
Full-time employment	2	2.5	2	2.7	1	1.4	3	4.9	3	6.4
Part-time employment	11	13.9	6	8.2	10	13.5	5	8.2	5	10.6
Seeking work	10	12.7	4	5.5	3	4.1	2	3.3	2	4.3
NILFET	0	0.0	0	0.0	1	1.4	1	1.6	3	6.4
Total	79	100.0	73	100.0	74	100.0	61	100.0	47	100.0



Main destinations of subgroups

Main destination for students who completed a VET qualification in school (VETiS)

There were 26 respondents who completed a VETiS.

Main destination	VETiS		non-VETiS		Total	
	number	%	number	%	number	%
Bachelor Degree	12	46.2	10	47.6	22	46.8
VET Certificate IV+	0	0.0	0	0.0	0	0.0
VET Certificate III	0	0.0	0	0.0	0	0.0
VET Certificate I–II/other	1	3.8	0	0.0	1	2.1
Apprenticeship	4	15.4	3	14.3	7	14.9
Traineeship	3	11.5	1	4.8	4	8.5
Full-time employment	3	11.5	0	0.0	3	6.4
Part-time employment	2	7.7	3	14.3	5	10.6
Seeking work	0	0.0	2	9.5	2	4.3
NILFET	1	3.8	2	9.5	3	6.4
Total	26	100.0	21	100.0	47	100.0

Main destination for students who participated in a school-based apprenticeship or traineeship (SAT)

There were 6 respondents who participated in a SAT.

Main destination	SAT	non-SAT	Total	
	number	number	number	%
Bachelor Degree	3	19	22	46.8
VET Certificate IV+	0	0	0	0.0
VET Certificate III	0	0	0	0.0
VET Certificate I–II/other	0	1	1	2.1
Apprenticeship	0	7	7	14.9
Traineeship	1	3	4	8.5
Full-time employment	2	1	3	6.4
Part-time employment	0	5	5	10.6
Seeking work	0	2	2	4.3
NILFET	0	3	3	6.4
Total	6	41	47	100.0

Main destination for students who received an Overall Position (OP) or International Baccalaureate Diploma (IBD)

There were 30 respondents who received an OP or IBD.

Main destination	OP or IBD	Not OP or IBD	Total	
	number	number	number	%
Bachelor Degree	21	1	22	46.8
VET Certificate IV+	0	0	0	0.0
VET Certificate III	0	0	0	0.0
VET Certificate I-II/other	0	1	1	2.1
Apprenticeship	4	3	7	14.9
Traineeship	1	3	4	8.5
Full-time employment	1	2	3	6.4
Part-time employment	2	3	5	10.6
Seeking work	1	1	2	4.3
NILFET	0	3	3	6.4
<i>Total</i>	<i>30</i>	<i>17</i>	<i>47</i>	<i>100.0</i>

Main destination for Aboriginal and Torres Strait Islander students

There were no respondents who identified as Aboriginal and Torres Strait Islander.

Education and training

This section examines the education and training destinations and includes Bachelor Degree, VET Certificate IV+, VET Certificate III, VET Certificate I-II/other, Apprenticeship and Traineeship main destinations.



72.3%

34 out of 47 Year 12 completers from Chanel College continued in education or training in 2020.



8.5%

4 Year 12 completers from Chanel College were enrolled in a double degree, combining two bachelor degrees into a single course of study.

What are they studying?

Study field (broad) by sex

Study field*	Male	Female	Total	
	number	number	number	%
Engineering and Related Technologies	5	3	8	23.5
Health	1	6	7	20.6
Management and Commerce	2	2	4	11.8
Society and Culture	2	2	4	11.8
Education	1	3	4	11.8
Natural and Physical Sciences	1	3	4	11.8
Creative Arts	1	1	2	5.9
Information Technology	1	0	1	2.9
Mixed Field Programs	1	0	1	2.9
Other	2	1	3	8.8
Total (students)	** 15	** 19	** 34	—

Field of study categories based on the *Australian Standard Classification of Education*.

*Both fields of study have been included for 4 students enrolled in a double degree in more than one broad field.

**Total number of students is less than combined total of all study fields.

Study field (broad) by level of study

Study field*	Bachelor Degree	Other	Total	
	number	number	number	%
Engineering and Related Technologies	2	6	8	23.5
Health	7	0	7	20.6
Management and Commerce	2	2	4	11.8
Society and Culture	4	0	4	11.8
Education	4	0	4	11.8
Natural and Physical Sciences	4	0	4	11.8
Creative Arts	2	0	2	5.9
Information Technology	1	0	1	2.9
Mixed Field Programs	0	1	1	2.9
Other	0	3	3	8.8
Total (students)	** 22	12	** 34	—

Field of study categories based on the *Australian Standard Classification of Education*.

Bachelor Degree includes Bachelor Degree, Bachelor (Honours) Degree, Master Degree and Doctoral Degree, in addition to apprentices and trainees who said they were studying at one of these levels of study.

Other includes Associate Degree, Advanced Diploma, Diploma, VET Certificate levels I - IV and unknown level of study.

*Both Fields of study have been included for 4 students enrolled in a double degree in more than one broad field.

**Total number of students is less than combined total of all study fields.

Study field (narrow) by sex

Study field*	Male	Female	Total	
	number	number	number	%
Electrical and Electronic Engineering and Technology	3	1	4	11.8
Teacher Education	1	3	4	11.8
Other Natural and Physical Sciences	1	2	3	8.8
Law	2	0	2	5.9
Business and Management	1	1	2	5.9
Other Engineering and Related Technologies	1	1	2	5.9
Nursing	0	2	2	5.9
Other Society and Culture	0	2	2	5.9
Automotive Engineering and Technology	1	0	1	2.9
Communication and Media Studies	1	0	1	2.9
Computer Science	1	0	1	2.9
General Education Programmes	1	0	1	2.9
Other Management and Commerce	1	0	1	2.9
Pharmacy	1	0	1	2.9
Banking, Finance and Related Fields	0	1	1	2.9
Biological Sciences	0	1	1	2.9
Mechanical and Industrial Engineering and Technology	0	1	1	2.9
Medical Studies	0	1	1	2.9
Other Health	0	1	1	2.9
Performing Arts	0	1	1	2.9
Rehabilitation Therapies	0	1	1	2.9
Veterinary Studies	0	1	1	2.9
Other	2	1	3	8.8
Total (students)	** 15	** 19	** 34	—

Field of study categories based on the *Australian Standard Classification of Education*.

*Both fields of study have been included for 4 students enrolled in a double degree in more than one narrow field.

**Total number of students is less than combined total of all study fields.

Study field (narrow) by level of study

Study field*	Bachelor Degree	Other	Total	
	number	number	number	%
Electrical and Electronic Engineering and Technology	1	3	4	11.8
Teacher Education	4	0	4	11.8
Other Natural and Physical Sciences	3	0	3	8.8
Law	2	0	2	5.9
Business and Management	1	1	2	5.9
Other Engineering and Related Technologies	1	1	2	5.9
Nursing	2	0	2	5.9
Other Society and Culture	2	0	2	5.9
Automotive Engineering and Technology	0	1	1	2.9
Communication and Media Studies	1	0	1	2.9
Computer Science	1	0	1	2.9
General Education Programmes	0	1	1	2.9
Other Management and Commerce	0	1	1	2.9
Pharmacy	1	0	1	2.9
Banking, Finance and Related Fields	1	0	1	2.9
Biological Sciences	1	0	1	2.9
Mechanical and Industrial Engineering and Technology	0	1	1	2.9
Medical Studies	1	0	1	2.9
Other Health	1	0	1	2.9
Performing Arts	1	0	1	2.9
Rehabilitation Therapies	1	0	1	2.9
Veterinary Studies	1	0	1	2.9
Other	0	3	3	8.8
Total (students)	** 22	12	** 34	—

Field of study categories based on the *Australian Standard Classification of Education*.

Bachelor Degree includes Bachelor Degree, Bachelor (Honours) Degree, Master Degree and Doctoral Degree, in addition to apprentices and trainees who said they were studying at one of these levels of study.

Other includes Associate Degree, Advanced Diploma, Diploma, VET Certificate levels I - IV and unknown level of study.

*Both fields of study have been included for 4 students enrolled in a double degree in more than one narrow field.


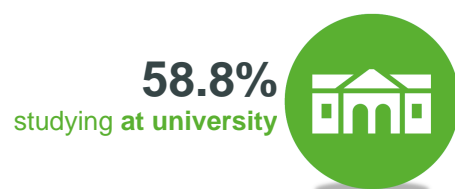
**Total number of students is less than combined total of all study fields.

Where are they studying?

Study institution by sex

Institution name	Male	Female	Total	
	number	number	number	%
Central Queensland University (TAFE program)	4	3	7	20.6
Central Queensland University	2	4	6	17.6
James Cook University	2	3	5	14.7
Queensland University of Technology	2	1	3	8.8
SAE (Qantm College)	2	0	2	5.9
Griffith University	0	2	2	5.9
The University of Queensland	0	2	2	5.9
MEGT	1	0	1	2.9
TAFE Queensland SkillsTech	1	0	1	2.9
University of Southern Queensland	1	0	1	2.9
Australian Catholic University	0	1	1	2.9
Fast-food restaurant	0	1	1	2.9
JMC Academy	0	1	1	2.9
TAFE Queensland Greater Brisbane	0	1	1	2.9
<i>Total</i>	<i>15</i>	<i>19</i>	<i>34</i>	<i>100.0</i>

How are they studying?



Not in education or training

There were **13** respondents not participating in further education or training at the time of the survey.

Employment

This section examines the labour market outcomes for Year 12 completers from Chanel College.



63.8%

30 out of 47 Year 12 completers were in paid employment in 2020. This figure includes 8 who were only working and 22 who were both working and studying.

What jobs are they doing?

Occupation by sex

Occupational unit group	Male	Female	Total	
	number	number	number	%
Sales Assistants (General)	3	3	6	20.0
Pharmacy Sales Assistants	1	3	4	13.3
Electricians	2	1	3	10.0
Metal Fitters and Machinists	1	2	3	10.0
Checkout Operators and Office Cashiers	2	0	2	6.7
Kitchenhands	2	0	2	6.7
Airconditioning and Refrigeration Mechanics	1	0	1	3.3
Delivery Drivers	1	0	1	3.3
Motor Mechanics	1	0	1	3.3
Retail Managers	1	0	1	3.3
Storepersons	1	0	1	3.3
Bar Attendants and Baristas	0	1	1	3.3
Freight and Furniture Handlers	0	1	1	3.3
Hairdressers	0	1	1	3.3
Retail Supervisors	0	1	1	3.3
Other	0	1	1	3.3
Total	16	14	30	100.0

Occupation category based on the *Australian and New Zealand Standard Classification of Occupations*.

What industry are they working in?

Industry by sex

Industry	Male	Female	Total	
	number	number	number	%
Accommodation & Food Services	7	3	10	33.3
Retail Trade	3	4	7	23.3
Manufacturing	1	3	4	13.3
Mining	2	0	2	6.7
Electricity, Gas, Water and Waste Services	1	1	2	6.7
Construction	1	0	1	3.3
Public Administration & Safety	1	0	1	3.3
Arts & Recreation Services	0	1	1	3.3
Other Services	0	1	1	3.3
Transport, Postal & Warehousing	0	1	1	3.3
Total	16	14	30	100.0

Industry categories are based on the *Australian and New Zealand Standard Industrial Classification (ANZSIC)*.

How are they working?

73.3%
combining work
with further study



43.3%
working
full-time



43.3%
employed on a
casual basis



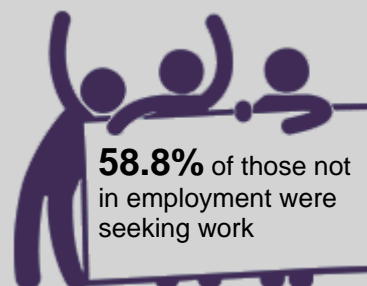
Not in employment

There were **17** respondents not in paid employment at the time of the survey. This includes **10** who were actively seeking work and **7** who were not seeking work.



Main reason not seeking work:

- 3** Current study commitments
- 4** Other



58.8% of those not
in employment were
seeking work

Appendices

Appendix 1 – Acronyms and initialisms

DW	Data withheld
IBD	International Baccalaureate Diploma
NA	Not applicable
NILFET	Not in the labour force, education or training
OP	Overall Position
SAT	School-based apprenticeships and traineeships
TAFE	Technical and further education
VET	Vocational Education and Training

Appendix 2 – Explanatory notes

Main destination

A structured hierarchy of study and labour force destinations for Year 12 completers, who were assigned to categories as follows:

- students were assigned to the relevant higher education or VET category, even if they were also employed
- apprentices and trainees were assigned to their respective category and classified as education and training since their training involves study
- those assigned to a labour force category (employed or seeking work) were not also undertaking study
- those who were not studying and not in the labour force (not employed and not seeking work) were categorised as NILFET.

Main destination categories

Education and training – higher education

Bachelor Degree*	Studying at Bachelor Degree level (including Honours), or higher.
------------------	---

Education and training – VET categories

VET Certificate IV+*	Studying at Certificate IV, Diploma, Advanced Diploma or Associate Degree level (excluding apprentices and trainees).
VET Certificate III*	Studying at Certificate III level (excluding apprentices and trainees).
VET Certificate I–II/other*	Studying at Certificate I or II level (excluding apprentices and trainees). This category also includes students in an unspecified VET course, other basic course (e.g. short course) and unknown course level.
Apprenticeship*	Employment-based apprenticeship.
Traineeship*	Employment-based traineeship.

Labour force

Full-time employment	Working full-time (35 hours or more per week) and not in an education or training category. This includes people with multiple part-time or casual jobs that total 35 hours or more.
Part-time employment	Working part-time or casual (fewer than 35 hours per week) and not in an education or training category.
Seeking work	Looking for work and not in an education or training category.

Not in the labour force, education or training

NILFET	Not in education or training, not working and not seeking work.
--------	---

*Some respondents may also be in the labour force.



More information

For more information about terms and categorisations used in this report, view the research method section of the *Next Step* website www.qld.gov.au/nextstep